
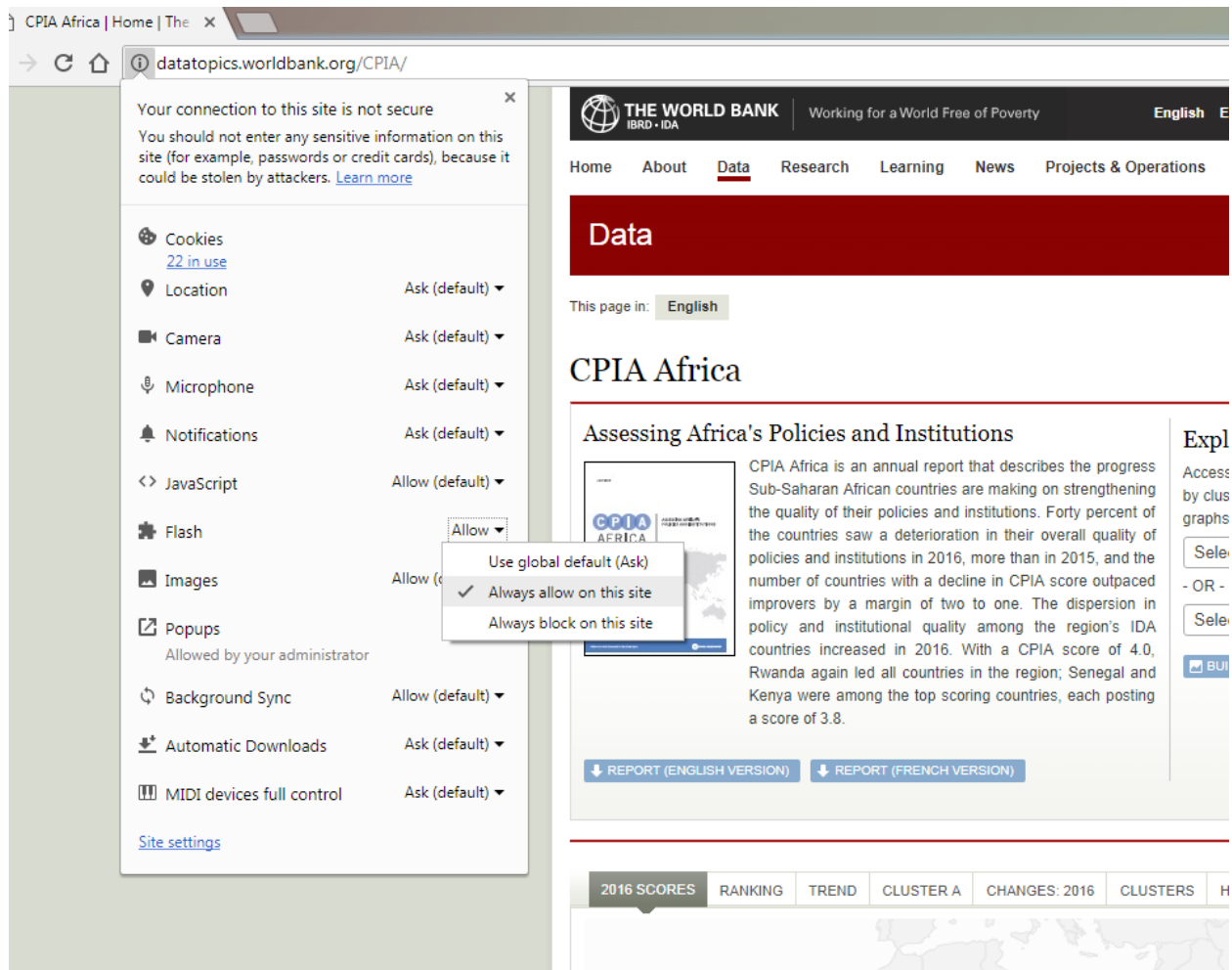
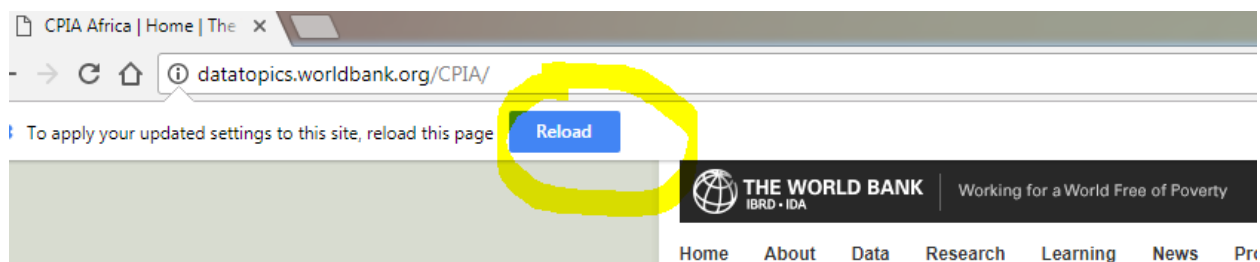


Step 1: Please click on  icon which next to the URL and look for Flash. Please set to always allow on this site .



The screenshot shows a web browser window with the URL [datatopics.worldbank.org/CPIA/](http://datatopics.worldbank.org/CPIA/). A security warning is displayed: "Your connection to this site is not secure. You should not enter any sensitive information on this site (for example, passwords or credit cards), because it could be stolen by attackers. [Learn more](#)". Below the warning is a settings menu for various site features. The 'Flash' setting is highlighted with a yellow circle, and a dropdown menu is open showing the option "Always allow on this site" selected. The background shows the World Bank website content, including the header "THE WORLD BANK" and "Data" section.

Step 2: Click on Reload to refresh the page.



The screenshot shows the same web browser window as in Step 1. The 'Reload' button is highlighted with a yellow circle. The text "To apply your updated settings to this site, reload this page" is visible next to the button. The background shows the World Bank website content, including the header "THE WORLD BANK" and "Data" section.